







March Book Ideas

Refer to the [TeachingBooks Literary Calendar](#) for curricular connections and birthday and holiday celebrations.


Grades	Title	Themes	Possibilities or Choose Your Own
PreK-2	 <p>Lift as You Climb by Patricia Hruby Powell and R. Gregory Christie</p>	Biography Women African American	<ul style="list-style-type: none"> • Prepare for the lesson by reading the curriculum guide from Simon & Schuster. • Introduce the author by playing her Audio Name Pronunciation. • Show the cover of the book. Encourage students to predict the subject of the story. • Play the complete book reading narrated by the author. Follow the reading with activities from the curriculum guide above. Encourage your students to choose other titles by this author.
	 <p>The Rooster Who Would Not Be Quiet! by Carmen Agra Deedy and Eugene Yelchin</p> <p>* Title is bilingual/Spanish</p>	Picture Book Latino/a/e/x Global Humor	<ul style="list-style-type: none"> • Prepare for the lesson by reading the activity guide from Sunshine State Young Readers Award. • Introduce the author by playing the Audio Name Pronunciation. • Introduce the story by comparing fiction and nonfiction titles about roosters and chickens. Refer to the activity guide from SSYRA for additional guidance. • Play the complete book reading. Follow the reading with the suggested crafts or try the puzzles in the Activities from RIF.
1-5	 <p>Brave Girl by Michelle Markel and Melissa Sweet</p>	Biography Women Social Justice	<ul style="list-style-type: none"> • Start your lesson with the book trailer for <i>Brave Girl</i>. What do students learn about Clara Lemlich? • Introduce the creative team for <i>Brave Girl</i> with the author Audio Name Pronunciation and the illustrator Audio Name Pronunciation. • Learn more about the research for the book by reading BookPage's interview with Michelle Markel. • Read the book to your students. Explore more Teaching Ideas from Classroom Bookshelf. Provide additional picture book titles about women for your readers to enjoy.

March Lesson Ideas

Literary highlights and extensions for the month of March

Grades	Title	Themes	Possibilities or Choose Your Own
1-5	 <p>Rescue & Jessica by Jessica Kensky, Patrick Downes, Scott Magoon</p>	Picture Book Disabilities Realistic Fiction	<ul style="list-style-type: none"> Utilize the teacher's guide from Candlewick to prepare for the lesson. For your pre-reading introduction to the read aloud, use the discussion questions under Individuals with Disabilities from the guide. Read <i>Rescue & Jessica</i>. You can also play the audiobook excerpt or utilize the Google Preview from the book page to sample the story. Show the book trailer which features the authors and Rescue. Use the Share Tool to send the activity kit from Candlewick Press to teachers and parents as a way to extend the lesson to your community.
4-8	 <p>Let It Shine by Andrea Davis Pinkney and Stephen Alcorn</p>	Biography African American Civil Rights	<ul style="list-style-type: none"> Show the Scholastic interview with Andrea Davis Pinkney. Encourage note taking. Lead your students in a discussion of what they learned about the author. Share the Meet-the-Author Recording of <i>Let it Shine: Stories of Black Women Freedom Fighters</i>. Ask students to add what they heard to their author discussion notes. Utilize the Scholastic lesson plan to begin a short-term research project about Black women freedom fighters. Demonstrate how the Discover Like Books tool guides readers to similar titles like the one they have been discussing.
	 <p>Homeless Bird by Gloria Whelan</p>	Realistic Fiction South Asian Social Themes	<ul style="list-style-type: none"> Prepare for the lesson by reading the HarperCollins reading guide for <i>Homeless Bird</i>. Play the audiobook excerpt. Lead your students in a discussion by using the Cultural Representation Reflection. Show students the vocabulary list for this book. Demonstrate how students can use this resource to support their independent reading.

March Author Study Ideas

<p>Kate DiCamillo: Author Study</p> 	PreK-2	<ul style="list-style-type: none"> • Introduce Kate DiCamillo by reading A Piglet Named Mercy. • Visit the website for the Mercy Watson series. Click on games to play Match the Pigs. • Use the activity kit from Candlewick Press to prepare students to write and draw their own stories about the first time they met someone. • Share the activity kit with families by using the red arrow on the resource card.
	1-5	<ul style="list-style-type: none"> • Prepare for the lesson by reading the Candlewick Press teacher's guide for <i>Mercy Watson to the Rescue</i>. • Introduce the author by using the Meet-the-Author Movie #5—a reading of <i>Mercy Watson to the Rescue</i>. • If you have a copy of the book, continue reading the chapters throughout the week, as time allows. • Choose activities from the series 10th anniversary activity kit from Candlewick Press to enrich your lesson.
	4-8	<ul style="list-style-type: none"> • Play the Main Video from Kate DiCamillo's Meet-the-Author Movies to learn about her writing style. • Play the Meet-the-Author Recording of Louisiana's Way Home to discover why the author chose to tell this particular story. • Share the audio recording from <i>Louisiana's Way Home</i>. What questions do they have after listening to the excerpt? • Ask students to think back to DiCamillo's Meet-the-Author Movie. What words did they hear in the recordings from this lesson? Create a class list of new words to use. What words are they similar to?