

ACTIVITY KIT



“This soft, reassuring tale is ideal for teaching seasonal changes as well as the need for transitions.”

—*School Library Journal*

Winter Lullaby

By

Dianne White

Illustrated by
Ramona Kaulitzki

978-1-5362-0919-8

Mouse is rushing to her nest. In soft, dry grasses she will rest.

GEESE ARE CALLING, A CHILLY WIND IS BLOWING, and the sky is turning gray. Winter is on its way. For Mama Bear and Small Bear, that means it's time to tuck into their den for a long sleep. But Mouse is scurrying by, and Chipmunk is still gathering nuts by the lake. And look at Hare and Skunk, still romping through the leaves! Why can't Small Bear stay up, too? To each question, Mama Bear responds with the coziest of answers, finally painting a dreamy picture of the brightening colors and new adventures that will greet Small Bear in the spring. But first comes sleep, in this irresistible invitation to little cubs everywhere.



WINTER LULLABY. Text copyright © 2021 by Dianne White. Illustrations copyright © 2021 by Ramona Kaulitzki. Reproduced by permission of the publisher, Candlewick Press, Somerville, MA.

diannewrites.com
ramonakaulitzkiart.com

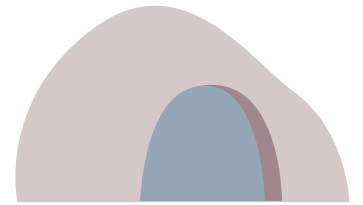
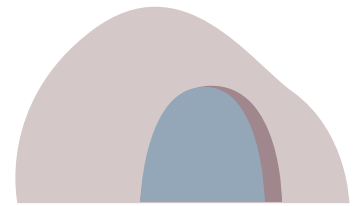

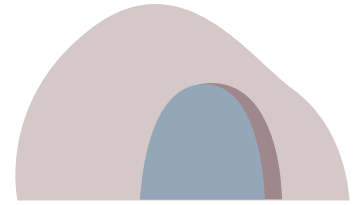
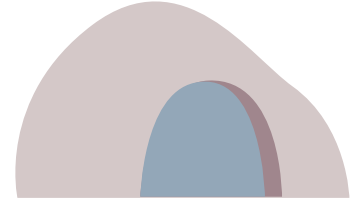
Puppets

Cut out each animal and attach a craft stick to the back of each one. Use your puppets to retell the story. In which order did the animals appear in the book? Make up new adventures for Small Bear and friends!



Follow the Path

It's time to rest, Small Bear! Trace the path Small Bear takes to the cozy cave or use your scissors to cut along each path.



Imagine and Write



If I were Small Bear _____

Small Bear Math

SUPPLIES 1 die for two children to share
NEEDED: 10 plastic bear counters or Teddy Graham crackers per child
1 print out of this page per child

Roll the die. Put the corresponding number of bears on the frame below, one in each square. Have your partner roll the die and put the corresponding number of bears on their frame. Count your bears. Who has more? Who has less? Write the addition sentence to show how many more you will need to make ten. Play at least six rounds.

| | | | | |
|--|--|--|--|--|
| | | | | |
| | | | | |

Write your addition sentences here:



Awake and Asleep

Trace the letters. Match the word to the awake and asleep pictures of each animal.



Hare



Skunk



Badger



Mouse



Door Hanger Craft

Print this page on card stock using a color printer. Cut out the image along the solid black lines. Fold on the center seam to create a two-sided door hanger. Tape the open edges together to seal. Cut along the dotted lines to hang on a doorknob.

Come in!



NOT
SLEEPING
YET!

Shhh, I'm
hibernating.

